

imp **DeMAYO KNEE POSITIONER™**

SET-UP INSTRUCTIONS

DeMayo Knee Positioner with Single Lever O.R. Table Clamp

1. DO NOT REMOVE X-RAY PLATES from O.R. Table.
2. Replace O.R. Table pads with 3 Sectional O.R. Table Pads (green).
3. Position patient with gluteal crease of the buttocks at distal end of large upper body pad.
4. After leg prep is complete with Half Drape and Ioban, remove single O.R. Table Pad from under sterile drape on the operating side creating a "well". Positioner in well during flexion prevents pelvic lift. (Both O.R. Table pads can be removed for bi-lateral cases).
5. Create a 3"-5" fold in Half Drape and tuck under patient buttocks.
6. Place knee positioner in well of sterile drapes, then slide up to patient buttocks and clamp to O.R. Table siderail.
7. Check flexion for final approval of freedom of drape around thigh and under positioner.



Single Lever O.R. Table Clamp



1. Place unlocked Single Lever Clamp over sterile drapes on siderail in line with sliding rods of positioner.



2. Lock lever, squeeze jaws and finger tighten knurled knob.



3. Unlock lever, tighten knurled knob half turn.



4. Re-lock clamp.



5. Push sliding rods into holes of clamp.



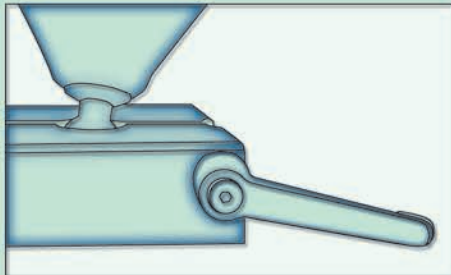
6. Place boot into carrier, push foam into boot, position heel in boot and wrap with cohesive bandage.

SINGLE, SPRING-LOADED, LOCKING LEVER

RE-TIGHTENING INSTRUCTIONS

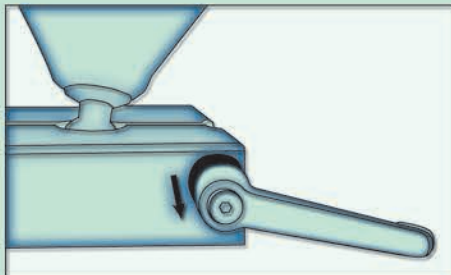
If the boot and carriage require additional tightening after locking into place, follow the instructions below to re-tighten. *Do Not Remove Center Screw.*

1



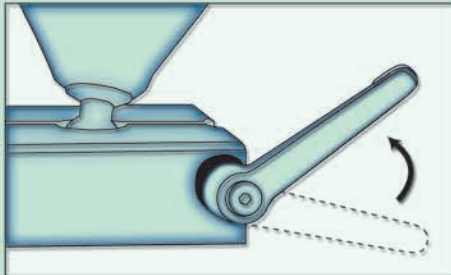
Starting with lever in the locked position as shown, but ball of boot and carriage are not tight enough,

2



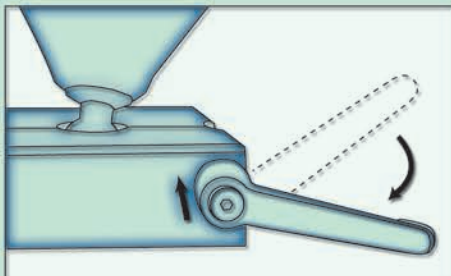
PULL spring-loaded lever toward you

3



ROTATE, counter-clockwise, while holding in the pulled-out position

4



RELEASE, at desired position, snapping into gear, and
TIGHTEN, until locked.

imp Innovative
Medical Products, Inc.

A GLOBAL LEADER IN PATIENT POSITIONING

87 Spring Lane, Plainville, CT 06062

PH: 860-793-0391 FAX: 860-793-8975

Toll Free: PH: 800-467-4944 FAX: 888-229-1452

www.impmedical.com



DeMayo Knee Positioner is a trademark of Innovative Medical Products, Inc. Patent applied for.