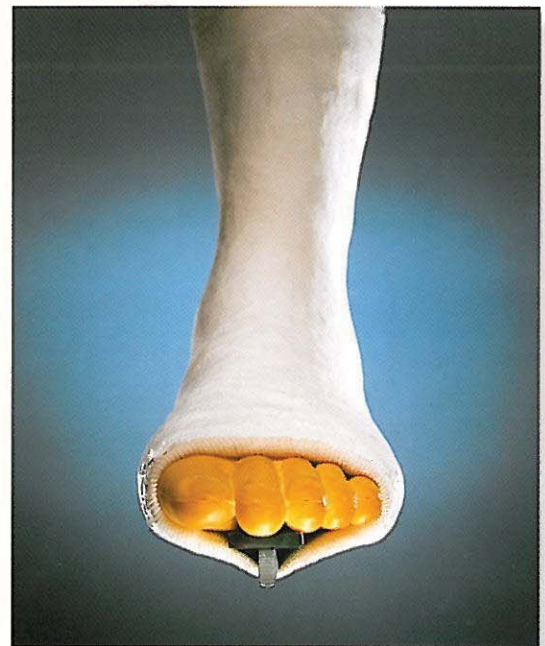


Your best aid in short leg casting

- Adjustable arch support molds strong, comfortable arch into cast's plantar surface.
- Patented keel feature prevents over-tight wrapping at metatarsal heads.
- Non-stick coating improves clean-up. Fiberglass or plaster will not stick to surface.
- Compact system sets up quickly and stores conveniently.



| CAT.# | Description & Specifications |
|--------|--|
| 1091-B | Height adjustments: Min: 12" Max: 20" Width: 17 1/2" Weight: 5lbs |



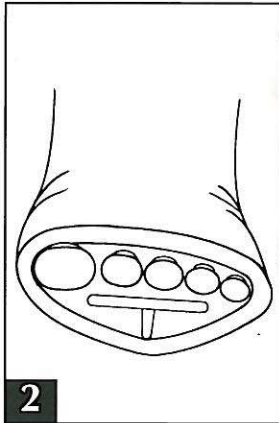
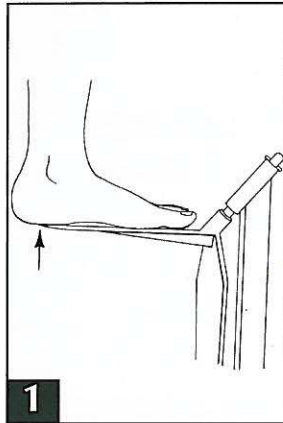
Patent No. US 5,242,140
Cat. No. 1091-B



Turnstile Casting Stand™

1-800-467-4944
impinc@worldnet.att.net
www.innovativemedical.com

Ensures proper foot and ankle positioning while applying a short leg cast

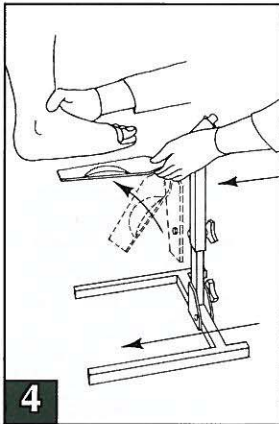
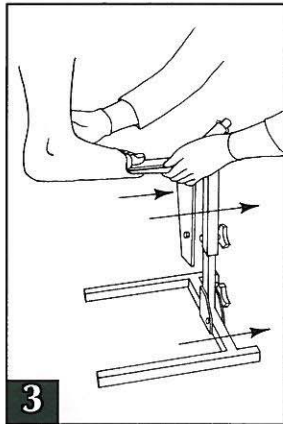


Step 1

Position the foot on primary plate after stockinette is applied. Then apply cast padding around the foot and primary plate. Adjust the height of the stand to get the proper angle of the foot and ankle.

Step 2

Apply cast tape over foot and primary plate. The keel on the primary plate prevents the cast from being too tight around the metatarsal heads.

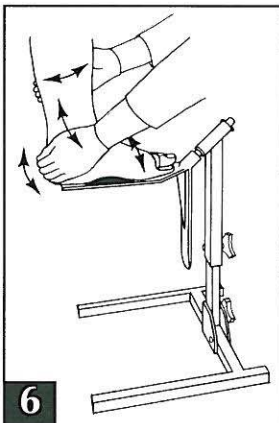
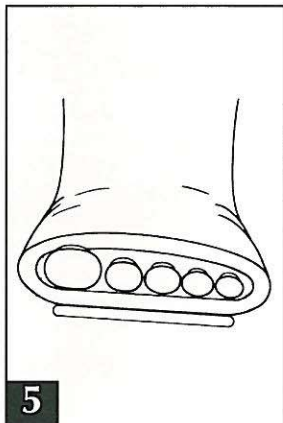


Step 3

Extract the primary plate.

Step 4

Rotate turnstile secondary plate up into position.



Step 5

Now the plantar surface remains flat during the curing process without aid from the assistant, and the cast widens out around the metatarsal heads to allow the foot to spread during weight bearing.

Step 6

The secondary foot plate molds the longitudinal arch into the plantar aspect of the cast. Final molding of the cast is completed as the cast hardens.



Innovative
Medical
Products, Inc.

87 Spring Lane, Plainville, CT 06062

Ph: 1-860-793-0391 • Fax: 1-860-793-8975

Toll Free: 1-800-467-4944 • Fax: 1-888-229-1452

impinc@worldnet.att.net • www.innovativemedical.com



© 2002 INNOVATIVE MEDICAL PRODUCTS, INC. ALL RIGHTS RESERVED.

INNOVATIVE SOLUTIONS SINCE 1983